



Original Article

## Ameliorating Effects of *Saturejaedmondii* Briq Essential Oil on Reproductive Parameters in Pentylentetrazol Induced Epilepsy Model in Adult Male Rats

Bohlouli S<sup>1\*</sup>, Mahmoodi GH<sup>2</sup>

1. Department of Veterinary Medicine, Faculty of Agriculture, Kermanshah Branch, Islamic Azad University, Kermanshah, Iran

2. Department of Biology, Faculty of Basic Sciences, Kermanshah Branch, Islamic Azad University, Kermanshah, Iran

Received: 18 May 2021

Accepted: 22 Jul 2021

### Abstract

**Background & Objective:** Epilepsy is a common neurological disorder that causes unpredictable, recurrent seizures. Oxidative stress and epilepsy have negative effects on the reproductive system and cause infertility. Antioxidants are effective in reducing infertility disorders. *Satureja edmondii* Briq is known as a powerful antioxidant that can reduce the effects of oxidative stress. The aim of this study was to evaluate the effects of *Saturejaedmondii* on reproductive parameters in pentylentetrazol (PTZ)-induced epileptic and normal male rats.

**Materials & Methods:** A total of 48 Wistar adult male rats were used in this experimental study. Animals were randomized into normal and kindled groups that were treated with 150 and 300 ppm *S. edmondii* essential oil. At the end of the study, the rats' testes were removed following anesthesia. The testes were weighed, and sperm parameters were measured. Data were analyzed by one-way ANOVA test, and  $P < 0.05$  was considered statistically significant.

**Results:** This study showed that sperm parameters, including sperm count, sperm viability, and progressive sperm motility significantly decreased in epileptic rats compared to normal rats ( $p \leq 0.001$ ). These parameters significantly increased at 150 and 300 ppm doses of *S. edmondii* essential oil in the Kindled groups ( $p \leq 0.001$ ). Sperm parameters significantly increased at 300 ppm dose of *S. edmondii* essential oil in normal groups ( $p \leq 0.001$ ). Moreover, changes in testis weight were not significant in the treatment groups.

**Conclusions:** *Satureja edmondii* Briq, with abundant antioxidant compounds, improves the pathological changes induced by testicular oxidative stress in tic rats. *S. edmondii* as a good source of antioxidants can improve sperm parameters and reproductive potential in PTZ-induced epileptic male rats.

**Keywords:** Epilepsy, *Satureja edmondii* Briq, infertility, reproductive parameters, rat

### Introduction

Epilepsy is one of the most common central nervous system disorders after stroke that affects the people's lives. It is caused by unusual electrical activities in the brain. Epilepsy is determined by uncontrolled

and recurrent seizures that disrupt the brain activity and mental and physical functions (1). Continuous seizures for at least 30 minutes and discontinuous seizures shorter than 30 minutes (even 5 min) are defined as status epilepticus (2). Seizure symptoms are variable from person to person. Epilepsy can cause periods of unusual behavior, uncontrollable movement of arms and legs,

\*Corresponding Author: Bohlouli Somayeh, Department of Veterinary Medicine, College of Agriculture, Kermanshah Branch, Islamic Azad University, Kermanshah, Iran  
Email: sboholi@yahoo.com  
<https://orcid.org/0000-0003-0854-1875>



and sometimes loss of awareness.

Pentylenetetrazol (PTZ) is a chemical that stimulates seizure in the central nervous system and is used as a convulsing drug in experimental studies. It is the most preferred and common drug for kindling (3). The results of the studies indicate that sexual disorder occurs in both genders (men and women) in patients with epilepsy. Sexual dysfunction is known as hyposexuality, hyposexual activity, or decreased sexual interest and awareness (4). Reproductive disorders, sexual dysfunction, and infertility have been noted in men with epilepsy and have been attributed to epilepsy and antiepileptic drugs (5). Epilepsy and antiepileptic drugs may lead to sexual dysfunction, dysregulation of sex hormones, and alterations in semen analysis in male patients with epilepsy, especially in young male patients. Infertility has been confirmed to be associated with epilepsy and antiepileptic drugs (6). Epilepsy has negative effects on the male reproductive parameters in epileptic human and epilepsy models in animals (7, 8).

Experimental studies suggest that oxidative stress is a possible mechanism and an important factor that contributes to the development of epilepsy. Oxidative stress is basically involved in seizures and epilepsy (9). Antioxidant compounds can delay or inhibit oxidative damage to a target molecule and scavenge free radicals. Experimental evidence shows that antioxidant therapy may reduce the negative effects of oxidative free radicals in chemical kindling and seizure models in animals, especially in rats (10, 11). Some plants are known as powerful antioxidants that have been used for the treatment of wounds and illnesses since ancient time. Many herbs are known to have antioxidant effects on the growth and immunological parameters in some animals (12, 13).

*Satureja edmondi Briq* belongs to the Lamiaceae family and usually grows on rocks in the west of Iran, Kermanshah. *S. edmondi* is often used to treat digestive and respiratory disorders such as enteritis, chronic ulcer, and asthma. It can also help to treat nervous dysfunctions, neuralgia. *S. edmondi* is also known to have antimicrobial, antifungal, anti-inflammatory, and specially antioxidant effects. *Satureja edmondi Briq* contains many antioxidant compounds such as p-Cymene, gamma terpinene, thymol, and alpha-Terpineol, which act as a natural antioxidant (14). The antimicrobial effects of *Satureja edmondi* essential oil on *Staphylococcus aureus* in food products have been studied. This study showed that *S. edmondi* essential oil could be used to inhibit the growth of *S. aureus* in food products (15). *S. edmondi* has been observed to have a positive effect on memory impairment induced by chemical kindling in adult male rats (16). The effect of *Satureja edmondi* on sexual hormones in epileptic and normal male rats has also been researched, indicating its positive effect on testosterone and lutein hormone (LH) in epileptic rats compared to normal rats (17). Due to the effect of epilepsy and antiepileptic drugs on infertility in epileptic patients and the use of medicinal plants to treat infertility and increase fertility and the weakness of semen in antioxidant defense in epileptic patient, finally the positive effect of the *Satureja edmondi* on reducing seizures, this study aimed to evaluate the effect of *Satureja edmondi Briq essential oil* on reproductive and sperm parameters in normal and pentylenetetrazole-induced epileptic male rats.

## **Materials & Methods**

### **Preparation of plant and essential oil**

*Satureja edmondi Briq* was obtained from the mountains of Kermanshah, Iran. It was



identified and authenticated by the herbarium of Islamic Azad University of Kermanshah. The plant was dried in the shade at a proper temperature and crushed. Essential oil extraction was performed by steam distillation and a Clevenger-type apparatus. The obtained essential oil was stored in a closed container at 4 °C away from sunlight. The chemical composition and concentrations of the Saturejaedmondiiessential oil were evaluated and identified by gas chromatography/mass spectrometry (GC/MS) (15).

### Animals and experimental design

A total of 48 Wistar adult male rats (240-260g) were purchased from Razi Institute (Tehran, Iran) and housed under controlled environmental conditions, 12/12 h light/dark cycle and 22±2°C temperature. Food and water were freely available throughout the study. The rats were kept in the laboratory one week before the start of the experiment so that they could adapt to the environment. The experiment protocol was approved by the ethics committee of animal research (IR.KUMS.REC.1398.977). The animals were randomly divided into normal and kindling groups. Rats were randomly divided into 6 groups, with 8 rats in each group, and treated for 28 days with different doses of Satureja edmondii Briq essential oil:

Group 1: Normal control group (without any essential oil)

Group 2: Normal group received 150ppm/kg essential oil daily

Group 3: Normal group received 300ppm/kg essential oil daily

Group 4: Kindled control group (without any essential oil)

Group 5: Kindled group received 150ppm/kg essential oil daily

Group 6: Kindled group received 300ppm/kg essential oil daily

Treatment groups were kindled by

repetitive intraperitoneal injection of PTZ (25 mg/kg bodyweight) (Sigma, St. Louis, MO, USA), 1ml/kg body-weight every 15 minutes until seizure occurred (two or three injections) (16).

The stages of epilepsy model by PTZ in rats in clued no answer in stage 0, ear and facial shrinking in stage 1, myoclonic convulsion with no rearing in stage 2, myoclonic convulsion and rearing in stage 3, turn over into side status and clonic-tonic seizures in stage 4, turn over into back status and generalized tonic-clonic seizures (GTCS) in stage 5. The rats reaching phase 4 or 5 were considered kindled rats. The kindled and normal treatment groups received different doses (150 and 300 ppm) of essential oil daily for 28 days. The normal and kindled control groups received normal saline intraperitoneally during the treatment. All experiments were carried out in the morning. At the end of the treatments, the animals were anesthetized with ketamine (2.5 mg/kg) and xylazine (30 mg/kg).

### Semen analysis

After anesthesia with ketamine and xylazine, the rats' testes were removed and washed in normal saline solution (0.9%). Cauda epididymis was separated, and testis was weighed. After the cauda epididymis was separated, it was cut in Hams/f10, including 10% FBS, and was kept in an incubator (37°C and 5% CO<sub>2</sub>) for thirty minutes. The prepared suspension was used for the analysis of sperm parameters, including sperm viability, motility, and count. To count the sperm cells, the suspension was pipette to both counting chambers of a hemocytometer. To determine the motility, one drop of the sperm cell suspension was placed on the chamber, and the motile and immotile sperm cells were analyzed by microscope at 40x magnification (18). To determine the



sperm viability, cells on the four corners of the central square of Neubauer slide were counted, and data were expressed as the number of sperms per ml. To assess viability, a drop of semen was placed on a slide and stained with Eosin-Nigrosindye. The non-stained sperms were expressed as viable sperms (19).

### Statistical analysis

The results were statistically analyzed by one-way analysis of variance (ANOVA) and were presented as Mean±SEM. Additional analysis for multiple comparisons was carried out by post-hoc Tukey test. In all evaluations,  $p < 0.05$  was considered statistically significant.

### Results

The chemical composition of the *Satureja edmondi Briq* essential oil was identified by gas chromatography/mass spectrometry (GC/MS). The predominant compounds of *S. edmondi* include ethymol, gamma terpinene, p-Cymene, alpha-terpinene, and beta-myrcene. The results of testis weight (g) in the treatment groups are shown in Chart 1. Testis weight was decreased in the kindled group compared to the normal group. The kindled and normal groups receiving different doses of essential oil showed an increase in testis weight, but it was not significant. According to the results of this study, sperm count, sperm viability, and progressive sperm motility parameters

increased in the normal group receiving 150 ppm *Satureja edmondi Briq* essential oil compared to the normal control group, but this increase was not significant. The group that received 300 ppm *S. edmondi* essential oil showed a statistically significant increase in these parameters compared to the control group ( $p \leq 0.001$ ). The results of these parameters in normal groups are presented in Table 1. The sperm parameters including sperm viability, motility, and count, significantly decreased in the kindled groups compared to the normal control group ( $p \leq 0.001$ ). The results of sperm count in the normal and kindled groups are shown in Chart 2.

Sperm count increased in kindled groups receiving 150 ppm of essential oil compared to the kindled control group ( $p \leq 0.01$ ). However, there was a significant increase in the kindled group receiving 300 ppm *Satureja edmondi Briq* essential oil compared to the kindled control group ( $p \leq 0.001$ ). The results of these parameters in kindled groups are shown in Table 2. Sperm viability and motility increased in the kindled groups that received 150 ppm and 300 ppm doses of *Satureja edmondi Briq* essential oil compared to the kindled control group ( $p \leq 0.001$ ). The results of these parameters in the kindled groups are shown in Table 2. The results of sperm viability and motility in the normal and kindled groups are shown in Chart 3 and 4.

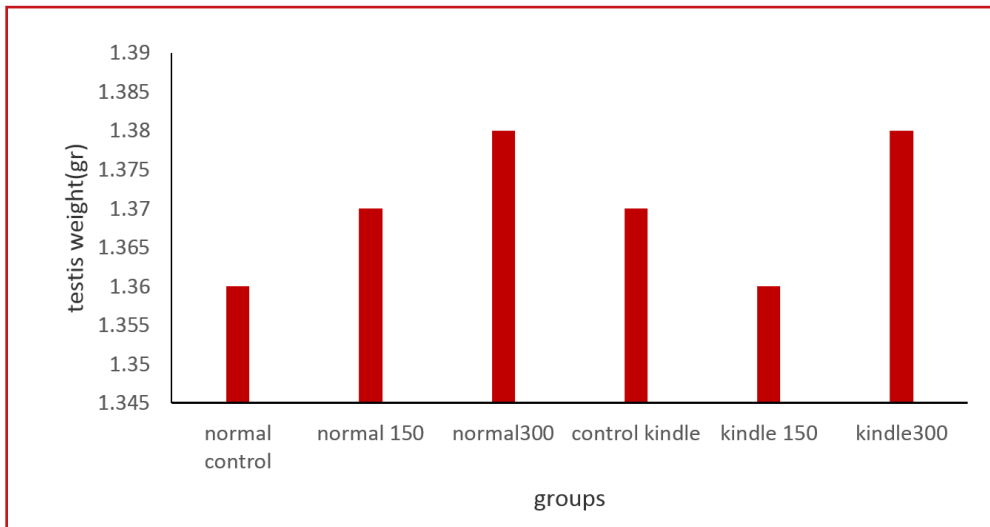
**Table 1.** The effect of *Satureja edmondi Briq* essential oil on sperm parameters in normal groups. Data are expressed as Mean± SE. In comparison with control group, significant differences are shown by \*\*\* $p \leq 0.001$

Sperm parameter	Control	150ppm	300ppm
Sperm count ( $\times 10^6$ )	64.5± 1.1	67.3 ± 0.76	71.83 ± 0.79***
Viability (%)	72.3 ± 3.8	75 ± 0.57	79.3 ± 0.61***
High motility (%)	61.5 ± 0.96	64 ± 0.84	69.6 ± 0.84***

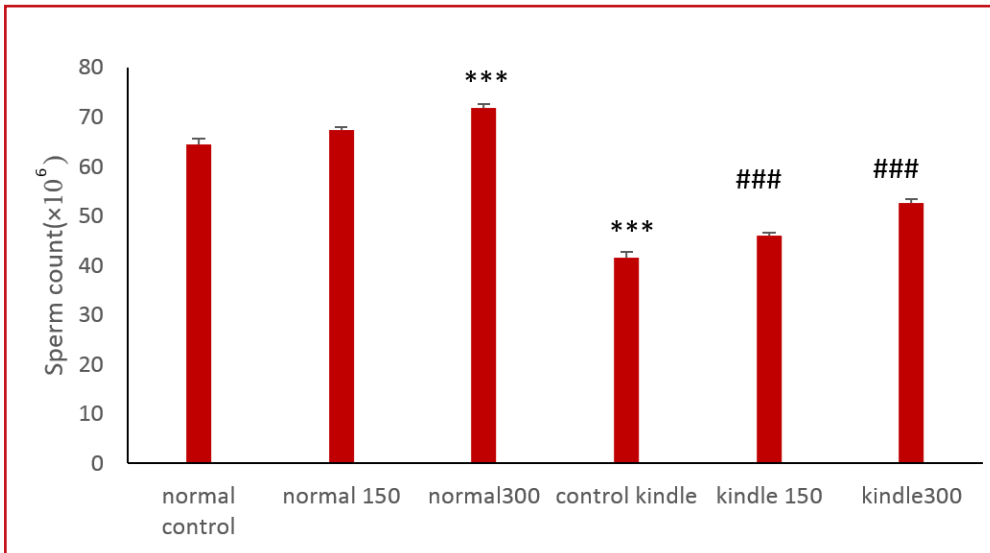
Effects of *SaturejaedmondiBriq* on Reproductive Parameters in Epilepsy Model in Rats

**Table 2.** The effect of *Satureja edmondi Briq* essential oil on sperm parameters in the kindled groups. Data are expressed as Mean± SE. In comparison with control group, significant differences are shown by \*\*\*p≤0.001

Sperm parameter	Control	150ppm	300ppm
Sperm count (×10 <sup>6</sup> )	41.6 ± 1.05	46 ± 0.57**	52.6± 0.88***
Viability (%)	41.2 ± 1.2	47.4 ± 0.54***	58.6 ± 0.85***
High motility (%)	42 ± 0.84	47.08± 0.53***	59.6 ± 0.67***



**Chart 1.** The effect of *Satureja edmondi Briq* essential oil on testis weight in kindled and normal groups. (Data are indicated as Mean± SE). In comparison with control group, significant differences are shown by \*P<0.05.

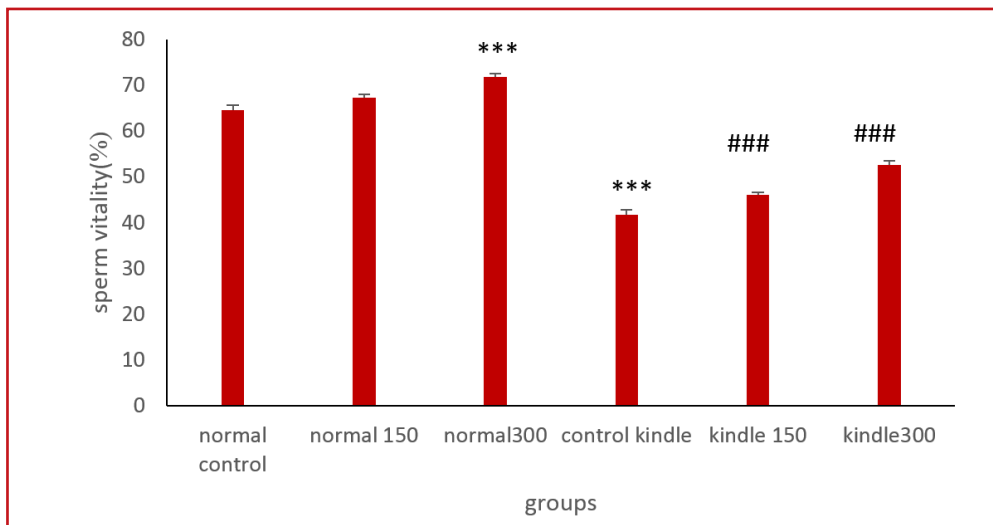


**Chart 2.** The effect of *Satureja edmondi Briq* essential oil on sperm count in treatment groups, including normal control, normal groups with 150 and 300 ppm of *S. edmondi* essential oil, kindled control group, and kindled groups with 150 and 300 ppm *S. edmondi* essential oil.

\*\*\* p≤0.001: Statistically significant difference with control normal group

### p≤0.001: Statistically significant difference with kindled control group

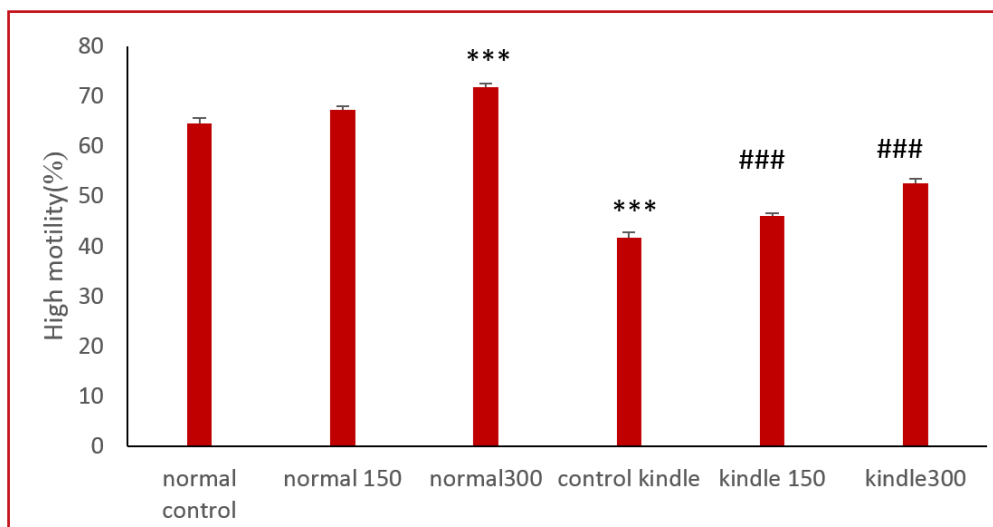
## p≤.01: Statistically significant difference with kindled control group



**Chart 3.** The effect of *Satureja edmondi Briq* essential oil on sperm viability in treatment groups, including normal control, normal groups with 150 and 300 ppm *S. edmondi* essential oil, kindled control group, and kindled groups with 150 and 300 ppm of *S. edmondi* essential oil

\*\*\*  $p \leq 0.001$ : Statistically significant difference with control normal group

###  $p \leq 0.001$ : Statistically significant difference with kindled control group



**Chart 4.** The effect of *SaturejaedmondiBriq* essential oil on sperm motility in treatment groups, including normal control, normal groups with 150 and 300 ppm *S. edmondi* essential oil, kindled control group, kindled groups with 150 and 300 ppm *S. edmondi* essential oil

\*\*\*  $p \leq 0.001$ : Statistically significant difference with control normal group

###  $p \leq 0.001$ : Statistically significant difference with kindled control group

## Discussion

Epilepsy is one of the most important clinical problems and ranks third among all organic brain diseases. Epileptic patients have frequently sexual and reproduction dysfunctions, on the other hand, these

problems also occur in patients that use anti-epileptic drugs (AEDs). There are potential reproductive dysfunctions, endocrine disorders, loss of libido, low sperm count, decreased sperm viability, unhappiness,



disinterest, and low fertility in epileptic men. These dysfunctions also occur in patients that use antiepileptic drugs (AEDs). The most common causes of infertility in men are inability to produce healthy and active sperm and reduced sperm motility (20). Ineffectiveness of drug in some cases and serious side effects of the AEDs lead to the use of herbal medicine as a form of complementary and alternative medicine. Oxidative stress is a main factor involved in epilepsy and epileptogenesis process. Antioxidant therapy can reduce reproductive dysfunctions and oxidative stress-induced infertility in patients with epilepsy. Herbal drugs containing antioxidant compounds are used for the therapy of disorders induced by oxidative stress. Therefore, the present study was designed to investigate the role of *Satureja edmondii Briq* essential oil on sperm parameters, including sperm count, sperm viability, progressive sperm motility, and testis weight, in normal and PTZ-induced epilepsy in male rats. Our data revealed that all sperm parameters, including sperm count, sperm viability, progressive sperm motility, and testis weight changed in the epileptic and normal groups by increasing the dose of *Satureja edmondii Briq* essential oil. The increase in these variables was significant in some instances. The total sperm count, sperm viability, and progressive sperm motility in both normal and epileptic groups raised with an increase in *Satureja edmondii Briq* essential oil dose. The highest dose of *S. edmondii* essential oil significantly increased sperm parameters in normal groups, and different doses of *S. edmondii* essential oil caused a significant increase in the kindled groups. Sperm parameters such as sperm viability, sperm motility, and sperm count was decreased in epileptic rat. Previous studies have shown that most men with

epilepsy have abnormal sperm parameters, including decreased sperm count, abnormal morphology, and reduced motility or immobility (21). In patients with epilepsy, sperm motility decreased and caused sperm abnormalities (22). Focal epilepsy may affect sperm morphology, sperm concentration, and sperm motility (23). In experimental epilepsy in rats, sperm count was reduced significantly. Epilepsy can also reduce sperm count and motility and decrease sperm viability in the kindled Wistar male rats (8).

In this study, significant differences in sperm count, viability, and motility were observed in the epileptic rats treated with *S. edmondii* essential oil, which is due to the high antioxidant properties of this plant. In our previous study, we evaluated the effect of *Satureja edmondii* on sexual hormones in epileptic and normal rats. Testosterone and lutein hormone (LH) decreased significantly in epileptic rats compared to normal rats. Testosterone and LH were increased significantly at higher doses of *Satureja edmondii* essential oil in treatment groups (17). Antioxidant compounds such as thymol in this herb caused an increase in testosterone and LH in treatment groups. Testosterone levels play an important role in maintaining the process of spermatogenesis in males. Increased oxidative stress decreases the level of important enzymatic and non-enzymatic antioxidants in Leydig cells, so reduction of testosterone synthesis is an effective factor in disrupting spermatogenesis and reducing the number of epididymal sperms (24).

Excessive production of reactive oxygen species (ROS) stops the cell cycle and increases the apoptosis process, thus reducing daily sperm production as well as the total number of sperms (25). Epilepsy causes proteolysis and reduces antioxidant defense in testis due to increased ROS level,

thereby reducing sperm count and decreasing motility (26).

Different doses of *Ferollago angulata*, a traditional herb in the west of Iran with high antioxidant power, significantly increase sperm parameters such as sperm count, motility, and viability, thus improving sperm parameters and enhancing spermatogenesis (27). The protective effect of reproductive system degeneration on cyclosporine in male moths was also investigated by *Saturejakhuzestanica* (28). Antioxidants can affect the testicular tissue in experimental animals (29). In a study, the antioxidant effects as well as the stimulating effects of *Saturejakhuzestanicaessential* oil on fertility in male rats were investigated. The results showed the positive effects of *Saturejakhuzestanicaon* fertility in male rats (30).

In this study, the effect of *Satureja edmondi* on testis weight changes was evaluated in the epileptic and normal rats. Testis weight was decreased in the kindled rats. Different doses of *Satureja edmondi* essential oil increased testis weight. Testis weight is associated with its function. Increased testicular weight increases spermatogenesis and testosterone level. Epilepsy impairs spermatogenesis and reduces total antioxidant capacity, so there are disorders in testicular weight and sperm parameters such as sperm count, viability, and motility. Different doses of *Satureja edmondi Briq* increase the antioxidant defense of testicular tissue and improve sperm quality in disorders caused by stress, including epilepsy.

### **Conclusion**

*Satureja edmondi Briq* contains many antioxidant compounds such as p-Cymene, gamma terpinene, thymol, and alpha-Terpineol, which act as a natural antioxidant.

This herb can remove free radicals in the cell membrane. The antioxidant compounds of *Satureja edmondi Briq* reduce the destructive effects of epilepsy on the sperm parameters and reproductive system. To complete the results of this article, the hydroalcoholic and aqueous extracts of *Satureja edmondi* are suggested to be examined in future research. The effect of *Satureja edmondi* on oxidative stress index and total antioxidant capacity in reproductive system is also advised to be studied.

### **Acknowledgment**

The authors of this article (IR.KUMS.REC.1398.977) appreciate Kermanshah Branch, Islamic Azad University, Kermanshah, Iran for funding this research project (No. 1929804090001).

### **Conflicts of Interests**

The authors declare that they have no competing interests.

### **References**

1. Ashrafzadeh F, Tohidi H, Faraji E, AtaeiNakhaei A. Iranian Medicinal Plants and Intractable Epilepsy in Childhood: A Narrative Review. *Reviews in Clinical Medicine*.2018; 5(2):33-36.
2. Velísk L, Nebieridze N, Chachua T, Velískov J. Anti-Seizure Medications and Estradiol for Neuroprotection in Epilepsy: The 2013 Update. *Recent Patents on CNS Drug Discovery*. 2013; 8(1): 24-41.
3. Sefil F, Arık AE, Acar MD, Bostancı MO, Bagirici F, Kozan R. Interaction between carbenoxolone and valproic acid on pentylenetetrazole kindling model of epilepsy. *International journal of clinical and experimental medicine*.2015; 8(7): 10508–10514.
4. Szupera Z. The role of the antiepileptic drugs at the development of the sexual dysfunctions in male epileptic patients. *Ideggyogy*.2007; 60 (1-2):4-13.
5. Atif M, SarwarMR, Scahill S. The relationship between epilepsy and sexual dysfunction: a review of the literature. *Springerplus*. 2016; 5(1): 2070-2080.
6. Isojärvi J. Disorders of reproduction in patients with epilepsy: antiepileptic drug related mechanisms. *Seizure*. 2008; 17(2):111-119.
7. Verootti A, Loiacono G, Laus M, Coppola G, Chiarelli F, TiboniG. Hormonal and reproductive disturbances in





epileptic male patients: emerging issues. *Reproductive Toxicology*. 2011; 31(4):519-527.

8. Mehrabi Nasab E, Khazaei M, Khazaei S. The effect of pentylenetetrazol kindling induced epilepsy on hypogonad hormones and sperm parameters of rats. *Arak Medical University Journal*. 2010; 12(4): 105-112. [In Persian]

9. Geronzi U, Lotti F, Grosso S. Oxidative stress in epilepsy. *Expert Review of Neurotherapeutics*. 2018; 18(5): 427-434.

10. Liu W, Ge T, Pan Z, Leng Y, Lv J, Li B. The effects of herbal medicine on epilepsy. *Oncotarget*. 2017; 8(29):48397-48397.

11. Namvar Aghdash S, Mokhtari M. Study of anticonvulsive effects of aqueous extract of *iganum vulgare* on chemical kindling in male mice. *Journal of Shahid Sadoughi University of Medical Sciences*. 2016; 24(7): 538-546. [In Persian]

12. Bohlouli S, Ghaedi G, Heydari M, Rahmani A, Sadeghi E. Effect of dietary Persian oak (*Quercus brantiivar. persica*) fruit extract on survival growth performance, hematological and immunological parameters in rainbow trout, *Oncorhynchus mykiss*, fingerlings. *Aquaculture Nutrition*. 2016; 22(4):745-751.

13. Bohlouli S, Sadeghi E. Growth performance and haematological and immunological indices of rainbow trout (*Oncorhynchus mykiss*) fingerlings supplemented with dietary *Ferulago angulata* (Schlecht) Boiss. *Acta Veterinaria Brno*. 2016; 85(3): 231-238.

14. Sefidkon F, Jamzad Z. Essential oil analysis of Iranian *Satureja edmondi* and *S. isophylla*. *Flavor and Fragrance Journal*. 2006; 21(2): 230-233.

15. Moradi S, Sadeghi E. Study of the antimicrobial effects of essential oil of *Satureja edmondi* and nisin on *Staphylococcus aureus* in commercial soup. *Journal of Food Processing and Preservation*. 2017; 41(4): e13337.

16. Mahmoodi G, Bohlouli S. Investigation the effects of *Satureja edmondi* on memory deficits induced by chemical kindling in adult male rats. *Journal of Reports Pharmaceutical Sciences*. 2021; [In Press].

17. Bohlouli S, Mahmoodi G. Evaluate the effect of *Satureja edmondi* on the level of pituitary-gonadal hormones in normal and induced by chemical kindling in rats with pentylenetetrazole. *Journal of Animal Biology*. 2021; [In Press]

18. Jalili C, Salahshoor MR, Ali Naseri A. Protective effect of *Urtica dioica* L against nicotine induced damage on sperm parameters, testosterone and testis tissue in mice. *Iranian Journal of Reproductive Medicine*. 2014; 12(6):401-408.

19. Rostami Nassab G, Bohlouli S, Ghanbari A. Therapeutic Effect of *Ferulago angulata* Extract on Reproductive Parameters and serum testosterone levels in Diabetic Male Rats. *Journal of Reports Pharmaceutical Sciences*. 2018; 7(1):1-8.

20. Xiaotian X, Hengzhong Z, Yao X, Zhipan Z, Daoliang X, Yumei W. Effects of antiepileptic drugs on reproductive endocrine function, sexual function and sperm parameters in Chinese Han men with epilepsy. *Journal Clinical Neuroscience*. 2013; 20(11):1492-1497.

21. Hamed S, Mohamed K, El-taher A, Hamed E, Omar H. The sexual and reproductive health in men with generalized epilepsy: a multidisciplinary evaluation. *International Journal of Impotence Research*. 2006; 18(3): 287-295.

22. Roste LS, Tauboll E, Haugen TB, Björnenak T, Sætre ER, Gjerstad L. Alterations in semen parameters in men with epilepsy treated with valproate or carbamazepine monotherapy. *European Journal of neurology*. 2013; 10(5):501-506.

23. Fukushima T, Hamada Y, Komiyama M, Matsuno Y, Mori C, Horii I. Early changes in sperm motility, acrosome reaction, and gene expression of reproductive organs in rats treated with sulfasalazine. *Reproductive Toxicology*. 2002; 23(2): 153-159.

24. Zhang Z, Liao L, Moore J, Wu T, Wang Z. Antioxidant Phenolic Compounds from Walnut Kernels (*Juglans regia* L.). *Food Chemistry*. 2009; 113(1): 160-165.

25. Makker K, Agarwal A, Sharma R. Oxidative stress & male infertility. *Indian Journal of Medical Research*. 2009; 129(4): 352-322.

26. Cardenas-Rodriguez N, Huerta-Gertrudis B, Rivera-Espinosa L, Montesinos-Correa H, Bandala C, Carmona-Aparicio L, Coballase-Urrutia E. Role of Oxidative Stress in Refractory Epilepsy: Evidence in Patients and Experimental Models. *International Journal of Molecular Sciences*. 2013; 14(1): 1455-1476.

27. Bohlouli S, Rostaminasab G. Effect of Hydroalcoholic Extract of *Ferulago angulata* on Sperm and Testosterone Indices in Male Rats. *Scientific Journal of Ilam University of Medical Sciences*. 2019; 3(3):47-55.

28. Najafi G, Farokhi F, Shalizer Jalali A, Akbarizadeh Z. Protection against cyclosporine-induced reprotoxicity by *Satureja khuzestanica* essential oil in male rats. *International Journal of Fertility and Sterility*. 2016; 9(9): 548-557.

29. Jahangirfard R, Raji AR, Moghaddam Jafari A, Nourani H. Ameliorating Effects of Vitamin E on Morphological and Histological Alterations and Oxidative Stress Factors Assessment Against Titanium Dioxide Nanoparticle Induced in Mice Testis. *Journal of Fasa University of Medical Sciences*. 2020; 10(2): 2197-2205. [In Persian]

30. Abdollahi M, Salehnia A, Mortazavi SHR, Ebrahimi M, Shafiee A, Fouladian F, et al. Antioxidant, antidiabetic, antihyperlipidemic, reproduction stimulatory properties and safety of essential oil of *Satureja khuzestanica* in rat in vivo: a toxicopharmacological study. *Medical Science Monitor*. 2003; 9(9): 331-335.